



California Faucets®

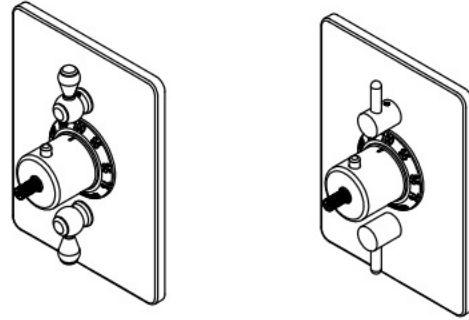
StyleTherm®

1/2" Thermostatic Valve w/ Dual Volume Control Trim Only

Features

- Over 30 finishes including 12 PVD finishes
 - All brass construction
 - Rectangular faceplate
 - Engraved brass temperature ring
 - 100°F safety stop button with manual override
 - Contemporary or traditional volume control handle
 - Tub spout flow rate: 10 gpm (37.9 L/m) max
 - Handles & tub spouts to match all California Faucets series
- See www.calfaucets.com for complete selection

TO-THC2L-XX



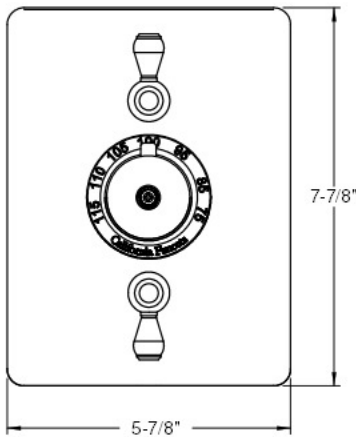
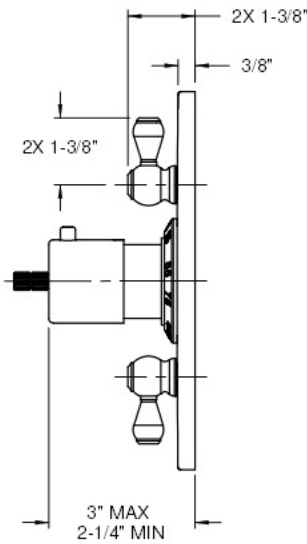
Codes/Standards Applicable

Specified model meets or exceeds the following:

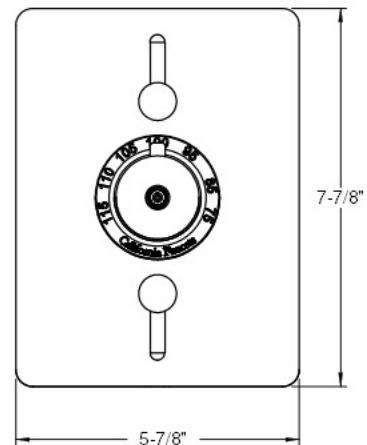
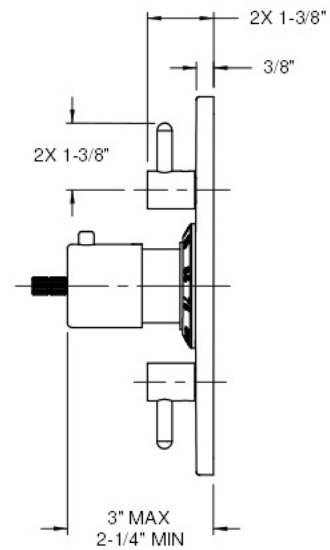
- ASME A112.18.1-2005/CSA B125.1-05
- ASSE 1016
- ADA (with lever handles)
- Listed IAPMO/UPC®

XX = Series Handle & Tub Spout

Traditional Faceplate



Contemporary Faceplate



FOR TUB SPOUT DIMENSIONS SEE WALL TUB SPOUT SPEC SHEETS

ALL DIMENSIONS SHOWN TO NEAREST 1/16"